



Wakefield MDC Public Health

COVID-19 Pandemic in Wakefield

02/07/2021

Anna Hartley – Director of Public Health

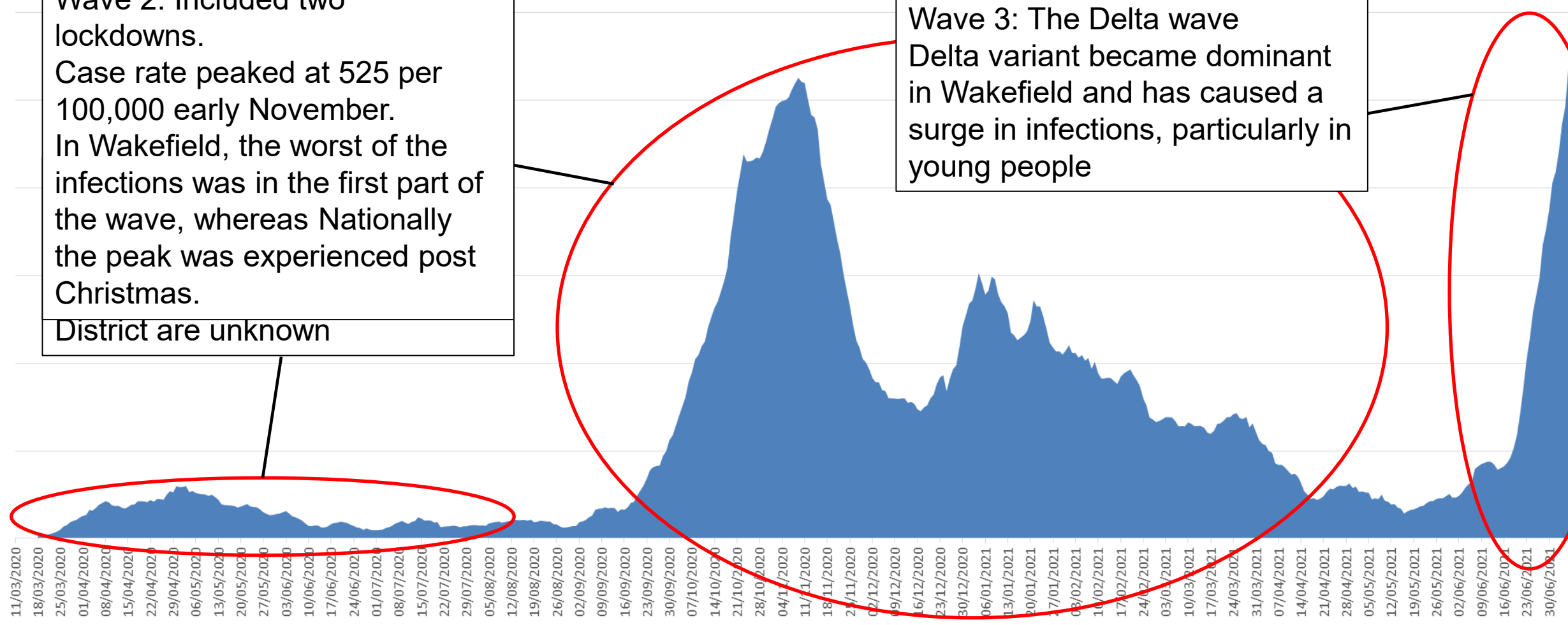
The shape of the pandemic

The shape of the pandemic

Case rate per 100,000 population (7 day rolling average) in Wakefield
Since the pandemic began (11th March 2020 - 6th July 2021)

Wave 2: Included two lockdowns.
Case rate peaked at 525 per 100,000 early November.
In Wakefield, the worst of the infections was in the first part of the wave, whereas Nationally the peak was experienced post Christmas.
District are unknown

Wave 3: The Delta wave
Delta variant became dominant in Wakefield and has caused a surge in infections, particularly in young people



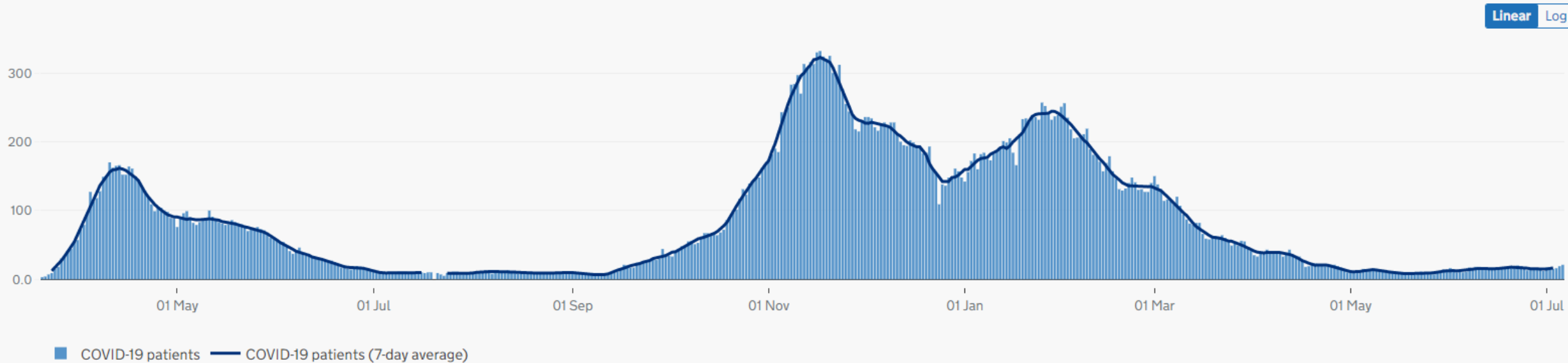
Patients in Hospital with Covid-19 at Mid Yorkshire Hospital Trust

- Data covers all Mid Yorkshire Hospitals, so is not limited to just Wakefield residents.
- Inpatient numbers were higher in Wave 2, peaking at 332 in November
- Despite the recent surge in infections, number of patients in hospital with Covid remains low

Patients in hospital

Daily count of confirmed COVID-19 patients in hospital at 8am. Data are not updated every day.

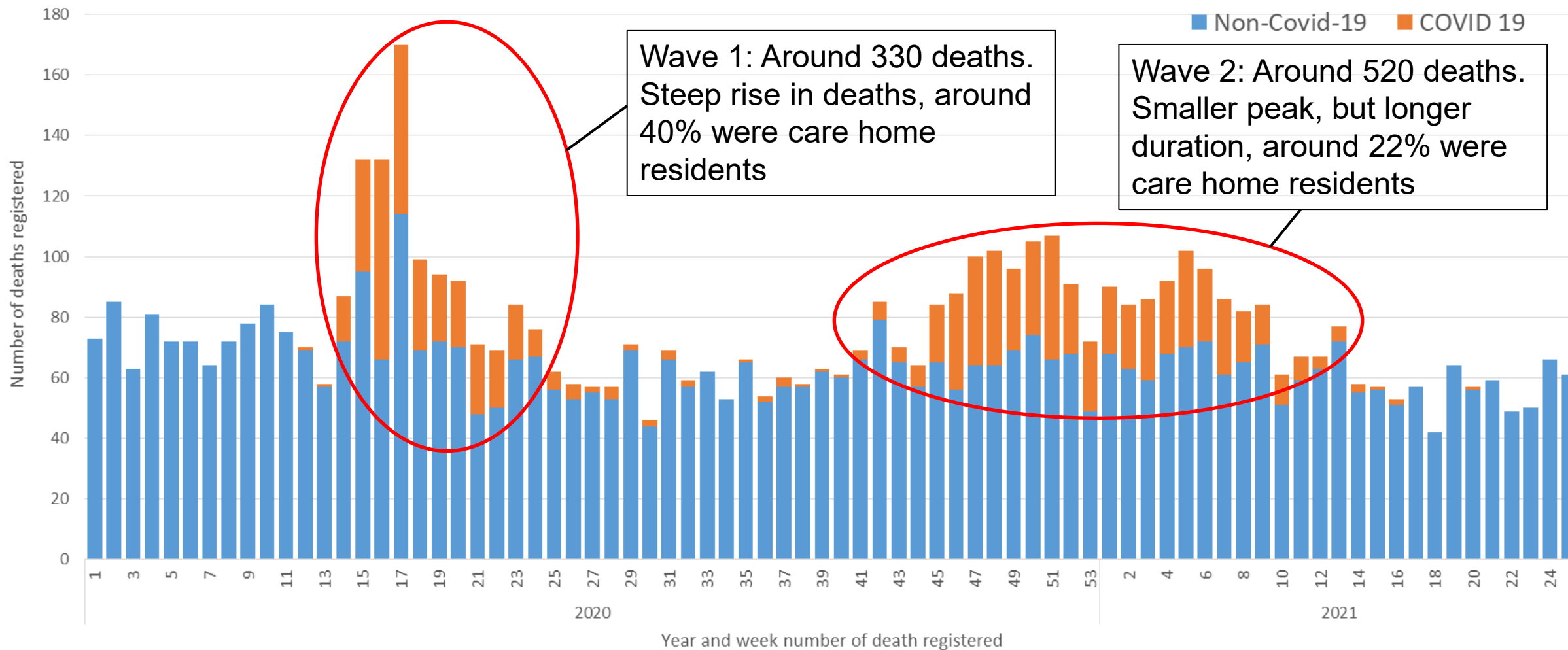
[Daily](#) [Data](#) [About](#)



Deaths from Covid-19 in Wakefield

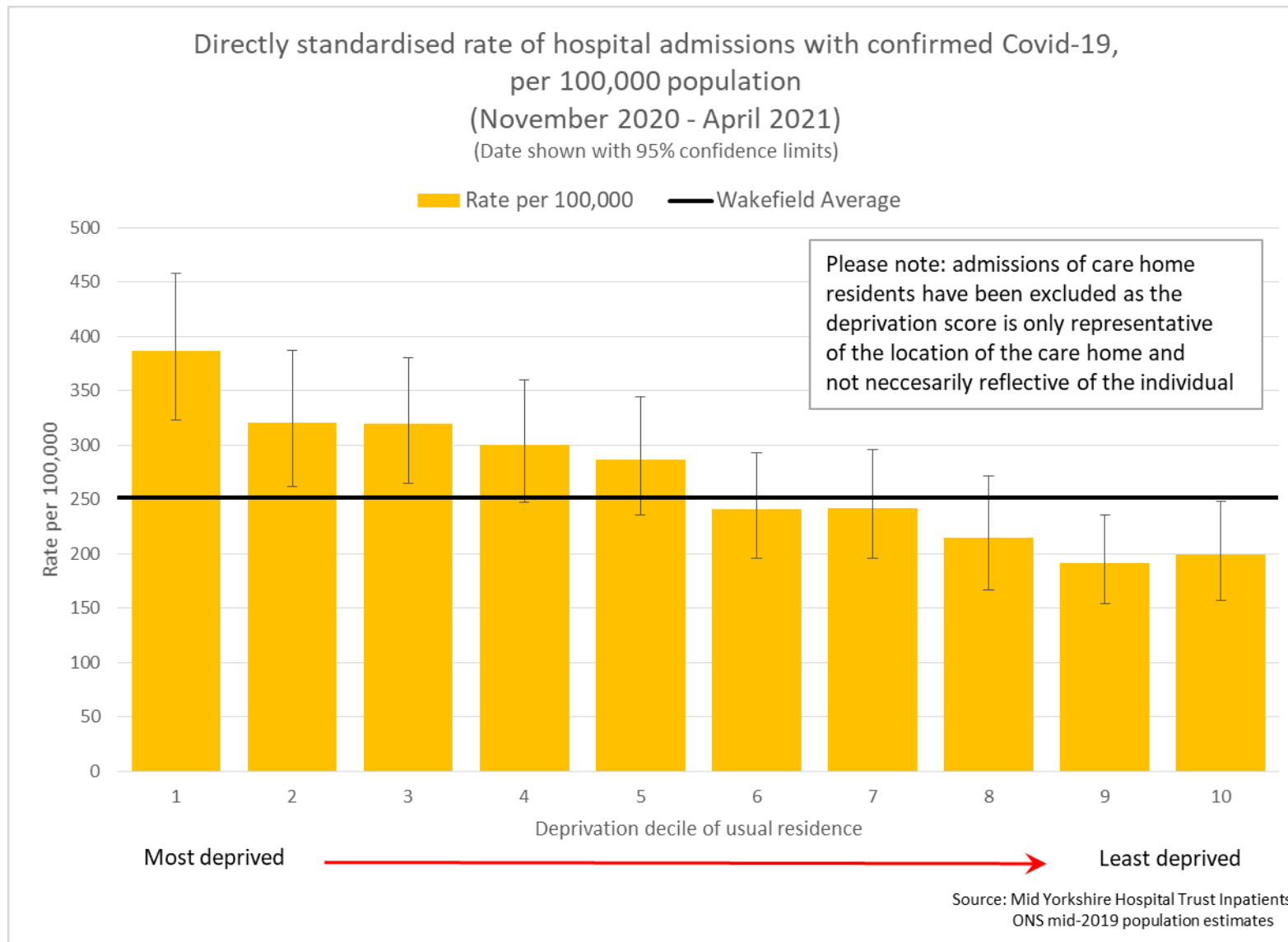
Death registrations of Wakefield Residents, split by cause of death (deaths registered up to 25th June 2021)

Source: Office for National Statistics

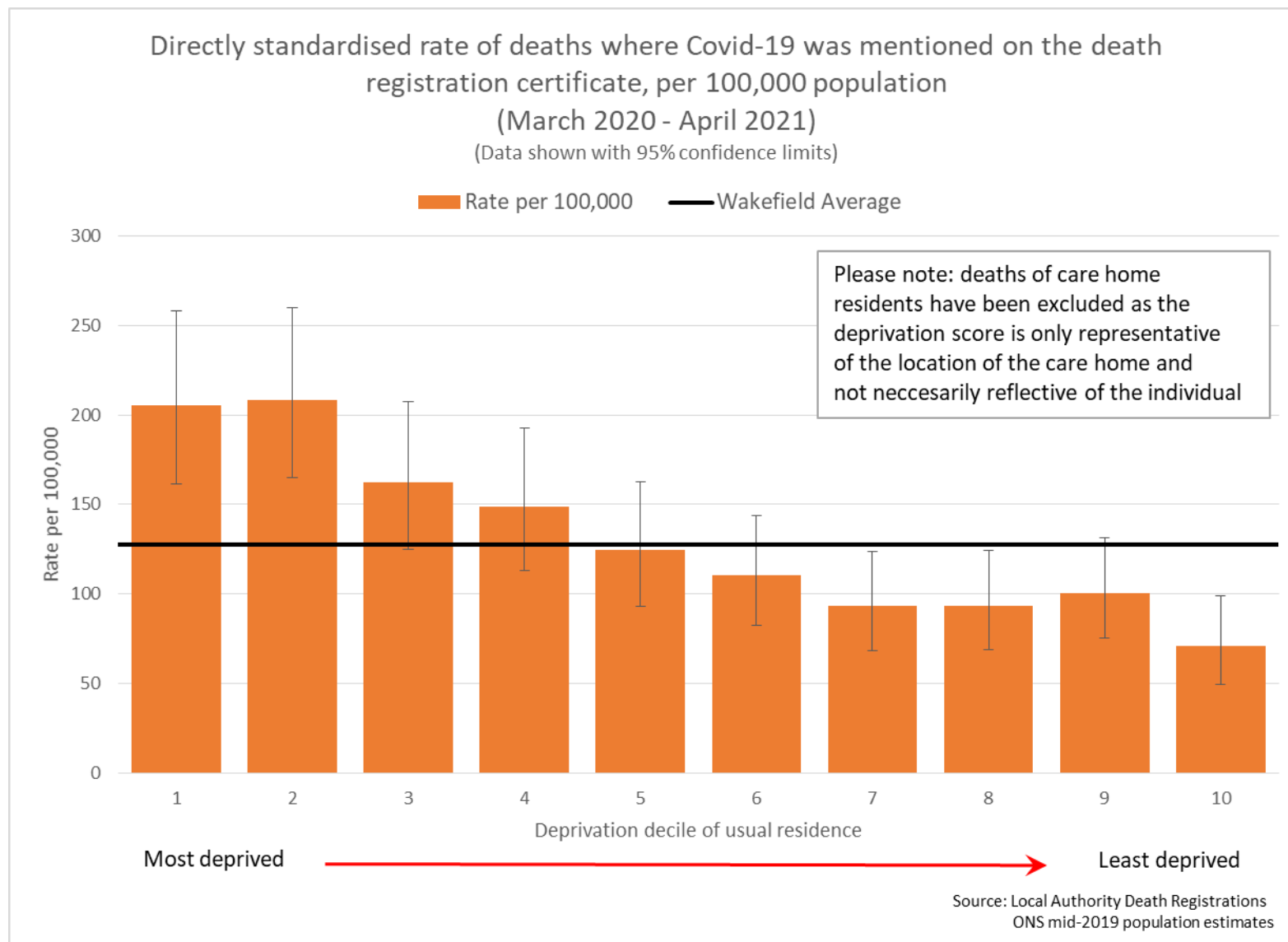


The inequality of Covid

People from deprived areas twice as likely to be admitted with covid

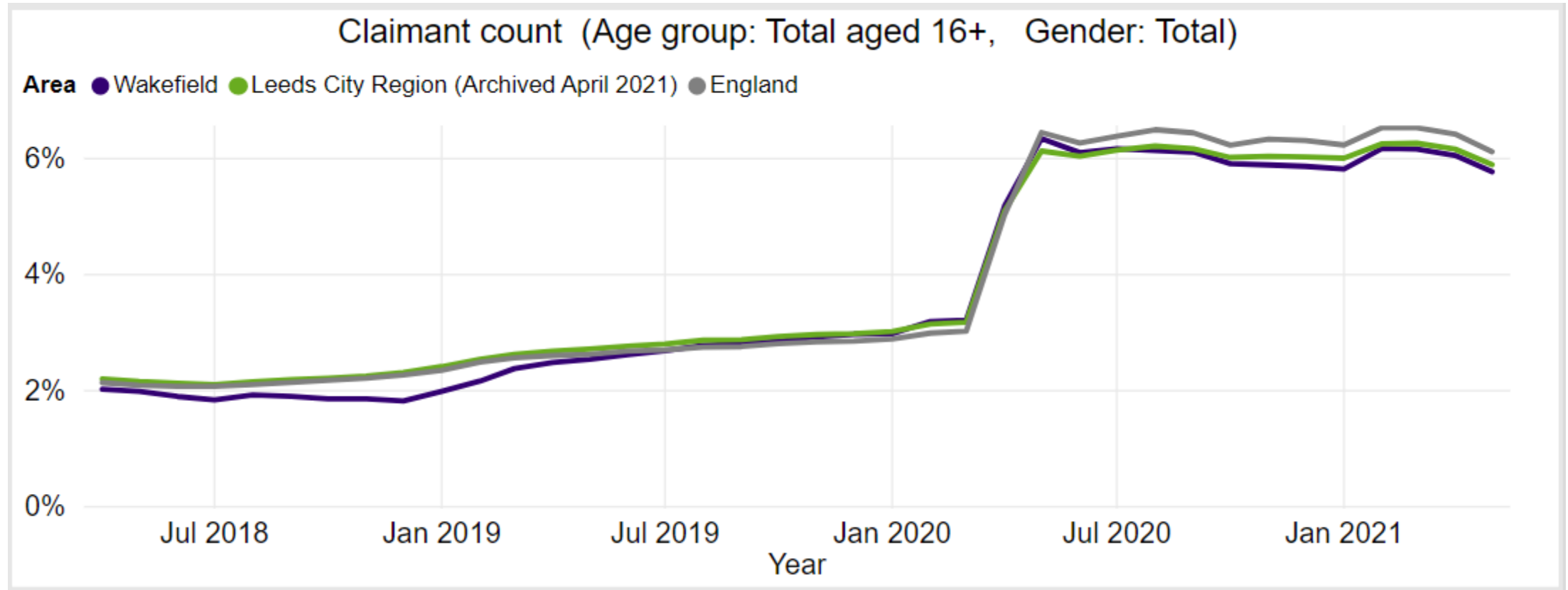


People from deprived areas more than twice as likely to die from covid



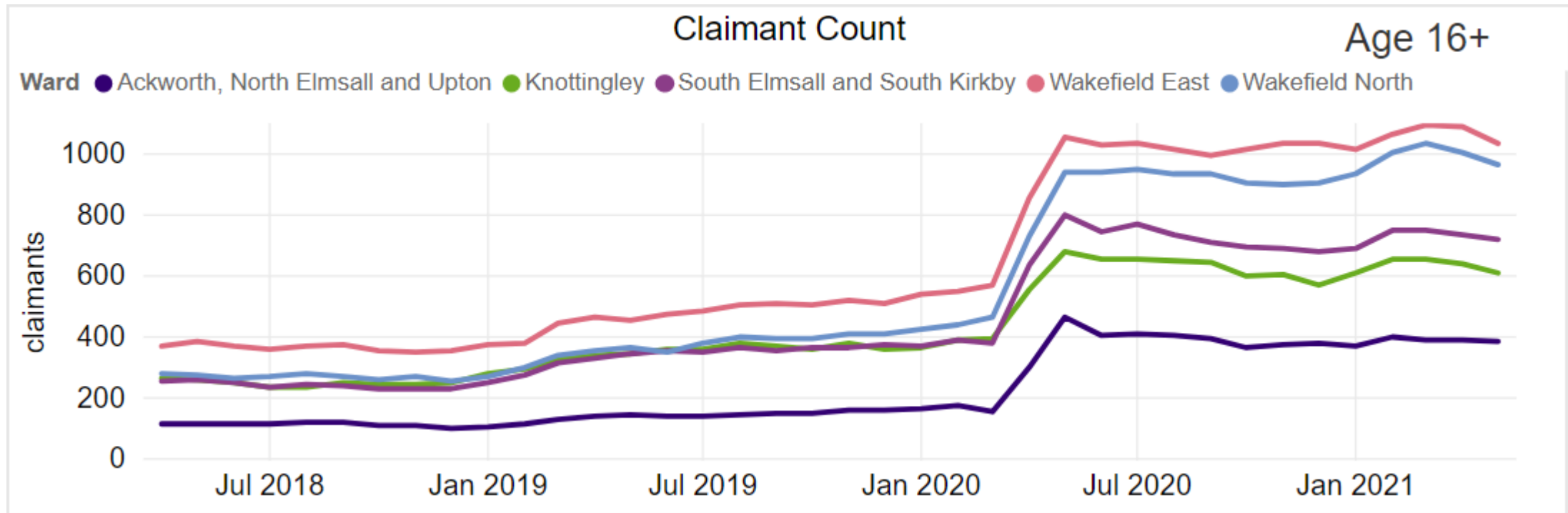
The wider impact of Covid

Economic impact: Claimant rate shot up (and hasn't recovered)



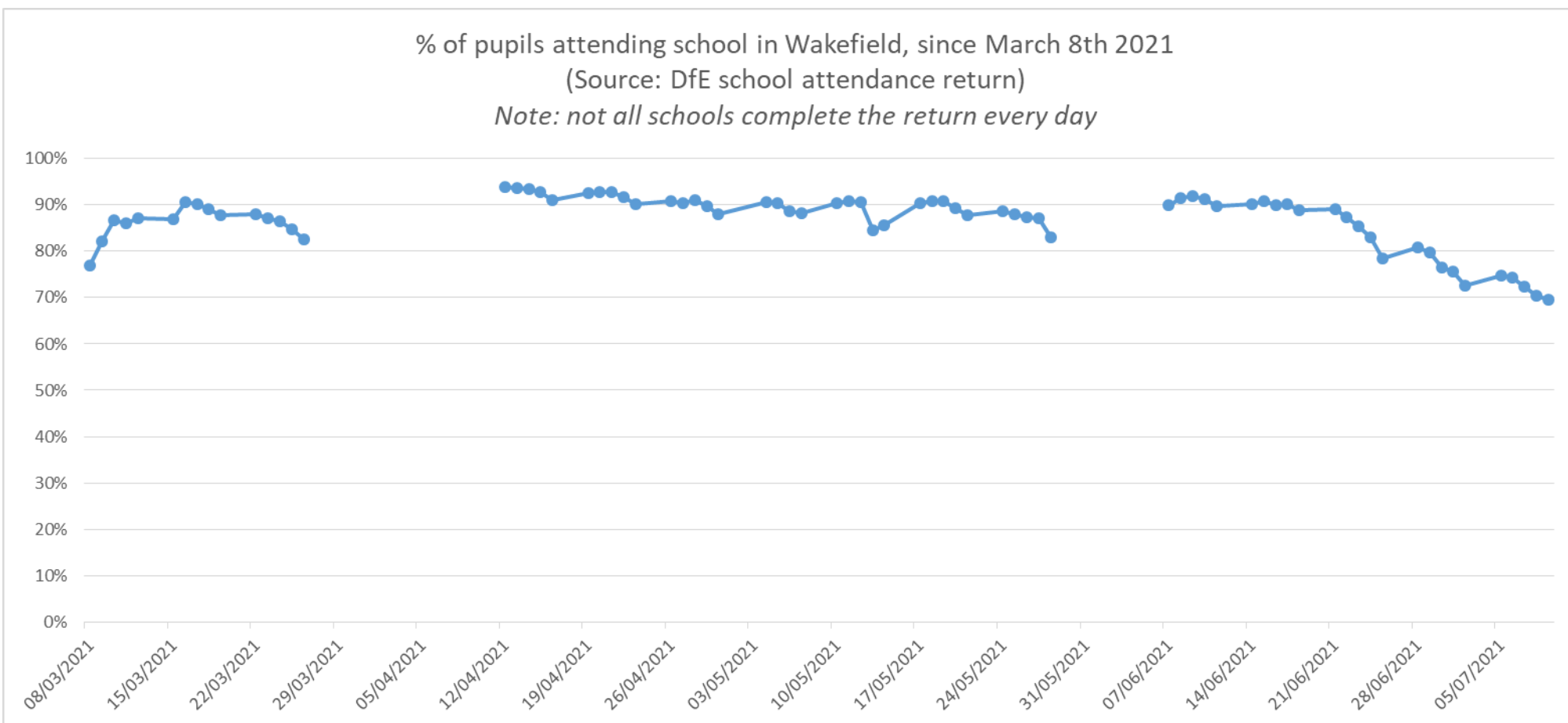
The impact was not equal across the District

- Selected five wards, to show the range of values and increases



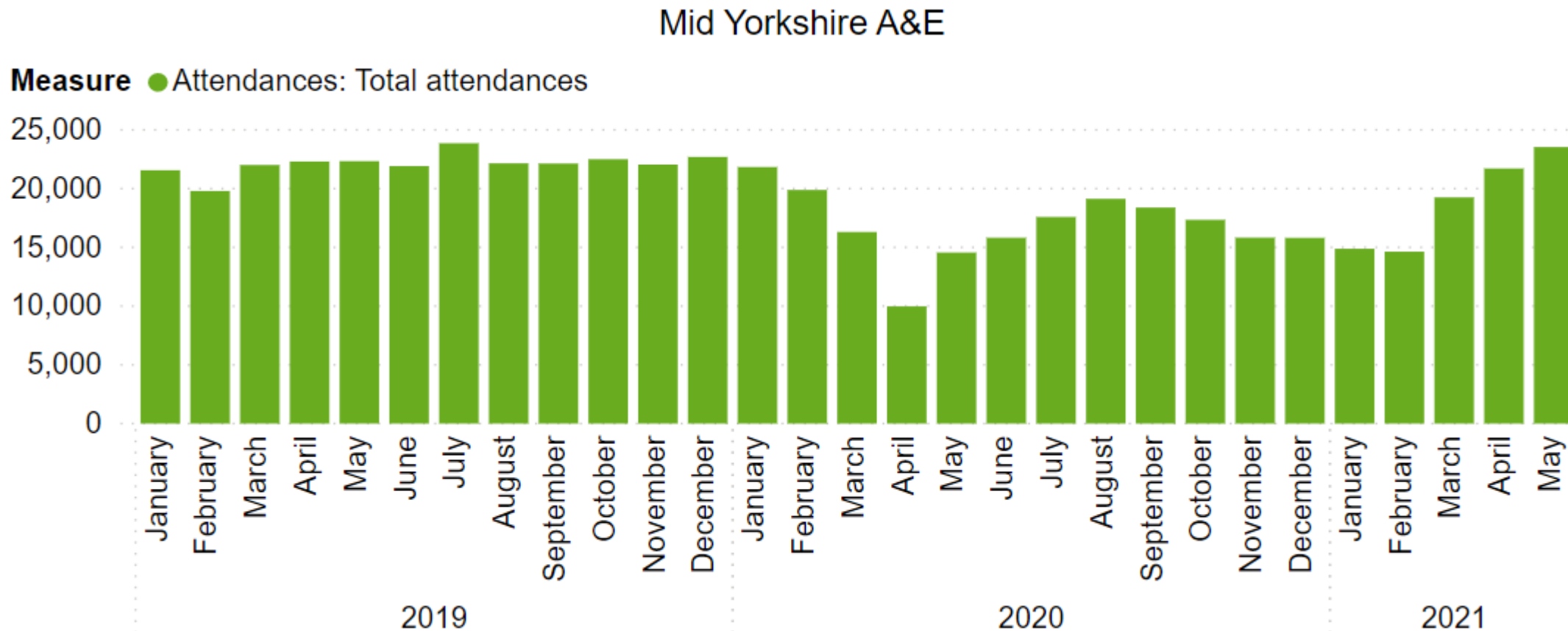
Huge impact on children's education

- School's have closed during three lockdowns
- School attendance has dropped significantly recently, down to around 70% of pupils
- Currently almost 7,000 pupils off school isolating.
- Since March 8th there have been a reported 184 bubbles closed, across 58 different primary schools

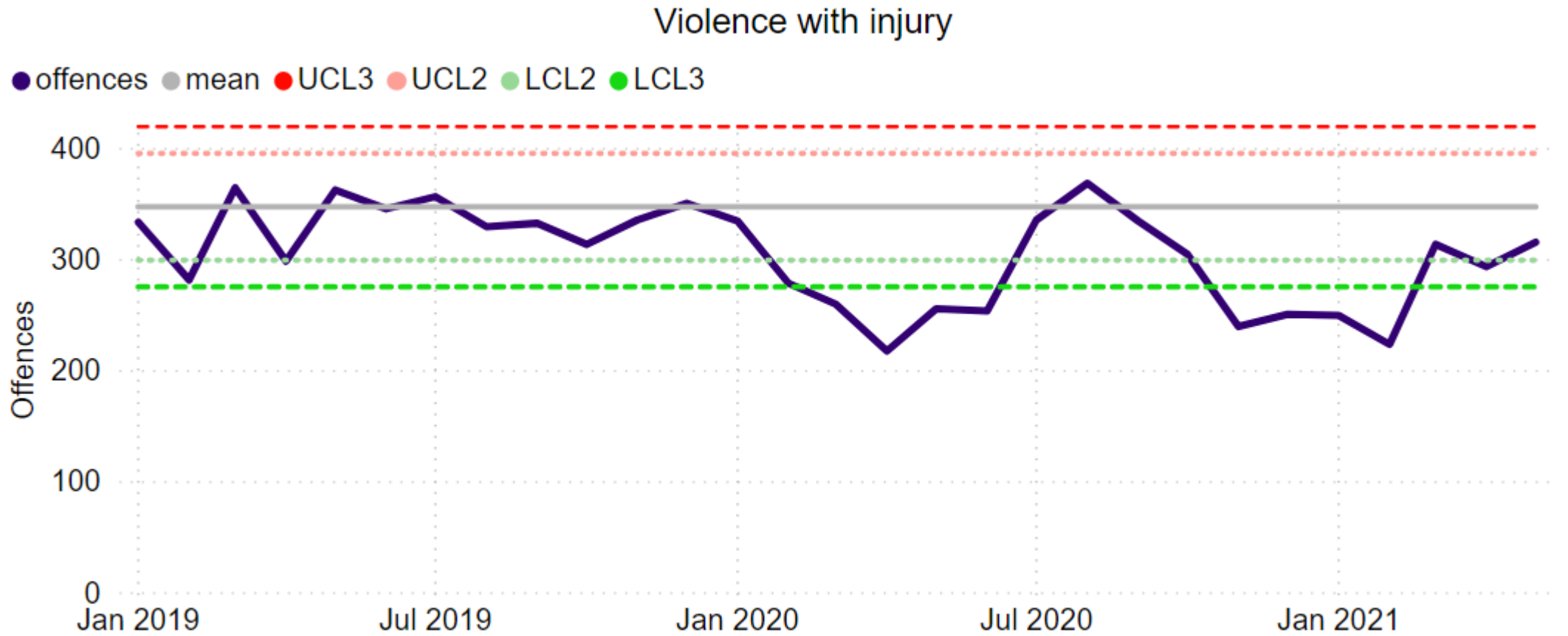


A&E attendances were lower during lockdowns

- A&E attendances fell dramatically at the start of the pandemic
- During the UK roadmap out of lockdown, attendances have increased quickly.



Violent crimes fell during lockdowns



The Public Health Response

Outbreak management:

- Since the start of the pandemic the team have conducted daily reviews of ongoing “situations”. These can be regarding outbreaks, compliance, complaints or exposure events.
 - In total over 800 situations have been logged and reviewed
 - 160 care homes
 - 180 school outbreaks
 - 500 workplace settings
 - Around 50 of these have led to more detailed Information Management Team (IMT) meetings involving a range of stakeholders.

Local Contact Tracing:

- Service established from scratch in 3 months
- Commenced 30th November across both Wakefield and Kirklees
- Since service commencement:
 - 6000 cases referred from National Test and Trace as unable to contact
 - 60% of these reached and contact trace completed by the local team
- Door knocking additional service established in April
 - 122 cases referred to the Wakefield door-knocking team
 - 37 (30%) fully engaged as a result

Community Engagement: Vaccination and Testing door knocking

- 48 staff and volunteers enrolled in training for the programme which included vaccine hesitancy training, door step safety and isolation support payments information.

Vaccination:

- 7 walk up vaccination sessions supported with door knocking in low uptake areas
- Conversations with around 500 unvaccinated people within 2 weeks

Surge Testing:

- To date we have knocked on almost 15,000 doors in the first three weeks of surge testing, with an estimated further 6,000 over the next week.
- Over 5,000 doorstep conversations engaged, hoping to reach 8,000 by the end of the offer
- Around 11,500 people have taken a PCR test from any of our testing sites during the enhanced offer

Vaccination Inequalities

- A vaccine inequalities working group was set up in partnership with the CCG and wider stakeholders
- Targeted work at particular vulnerable groups
- Outreach sessions, community workshops and hesitancy training, were vital in building confidence in the vaccine prior to the vaccinations taking place with the roving team.
- Patient experience survey showed 86% of respondents had been made aware of vaccination by support staff, with 14% coming due to word of mouth
- Over 1,000 doses of vaccine have been given in various community drop-in, walk-up sessions

Public Health Intelligence:

- The team have provided a range of intelligence reports throughout the pandemic for both internal and external stakeholders, covering a whole variety of issues:
 - Social Care provider reports – PPE, staffing, vaccination
 - Death management – Volumes, modelling, capacity issues
 - Vaccination – Inequality, coverage, target areas
 - Testing – demand, capacity, target areas
 - Many more
- Public Briefing:
 - A weekly report to keep the public up to date with the current picture introduced in July 2020
 - Over 100,000 views
 - Highest number of views was week commencing 28th Dec = 5,242
 - On average 2,300 people view it each week.
 - <https://www.wakefield.gov.uk/about-the-council/coronavirus-information/covid-19-weekly-data>

Any Questions?